




CIO Message

TLS has been very active over the summer break, and a number of new developments have arrived. You may read more about each of these in the following pages...[read more.](#)



What is DE101?

Teaching online at DelVal is gaining popularity. Approximately 75 instructors have gone through an in-house training program...[read more.](#)



A New Look for the Library's Catalog

Check out the library catalog's new look! The library now offers two versions of its online catalog for the DelVal community's research needs...[read more.](#)




Blackboard's Enhanced Grade Center

We upgraded our Blackboard platform to version 8 on May 20, 2011. Blackboard 8 provides a more flexible Grade Center...[read more.](#)



DelVal Mobile: Download the App!

Connect with DelVal on the go! Designed for current students, DelVal Mobile offers access to campus news, athletics scores, library resources, and much more...[read more.](#)




Synchronizing Blackboard and Datatel

Blackboard and Datatel are now synchronized so that information is automatically updated from Datatel and reflected into Blackboard every six hours...[read more.](#)



New Tools & Gadgets: The Library's Texting Service

DelVal students, faculty and staff may now text the Krauskopf Library! The library launched its new Text a Librarian service in January...[read more.](#)



New Tools & Gadgets: The Library's BookScan Station

The library recently replaced its traditional photocopiers with a state-of-the-art BookScan Station. This free, touch-screen tool offers scan-to-printer, scan-to-email, scan-to-USB, and scan-to-Google-Docs capabilities....[read more.](#)

CIO Message

TLS has been very active over the summer break, and a number of new developments have arrived. You may read more about each of these in the following pages. Certainly, the creation of the DelVal Mobile app for smartphones is notable, as is the large number of classrooms now refreshed with new technology that includes Sympodiums, whiteboards, DVD systems, and new computers. We were also successful in upgrading the campus Internet to 250 Mb for all student, faculty, and staff use. This is always a key deliverable for us, as it drives so many learning applications. The new allocation is a three-fold increase over last year's bandwidth.

One of the more strategic and long-term improvements for the campus is Phase I of a high-speed fiber backbone upgrade that was launched in July. This is a four-year, multi-phase replacement plan for our legacy onsite fiber network and will move us at completion time to a Gigabit transport network. As the project progresses, there will be activity at all points of the campus, since we'll need to install new pathways, install new fiber, and link all buildings, including the new Life Sciences building in 2014. You may have already noticed the paint lines on campus marking key underground lines. We plan to minimize any disruption the project may cause. This infrastructure upgrade will permit higher speed Internet and network access for the foreseeable future and provide enough spare capacity to easily add fiber when needed over the next 20 years.

We are also participating in the KINBER project (<http://www.kinber.org>), which is a Pennsylvania broadband network initiative that will link all colleges and universities across the state with a new fiber optic system. Education, healthcare, and economic development entities across the Commonwealth will likewise be connected via KINBER when the state network is completed.

TLS has initiated a mission-critical upgrade to the campus Datatel system. This migration will take us from our limited support Unidata platform to SQL, which will improve administrative reporting. As part of this improvement, we have added a new SQL Database Administrator in Kristyn Lederer and configured new virtual servers to run the platform. We expect this migration to span the next 12-14 months.

Our Blackboard course management system was upgraded to version 8.0 in May. Version 8.0 provides a more enhanced Grade Center for academic learning and is particularly useful with our growing online course offerings at the college.

Lastly, there have been enhancements to the library, including a newly expanded bathroom as well as a refurbished front desk at the entrance. We plan for the library to continue to evolve and to create additional collaborative space for student academic work beyond the desktop machines and Macs currently located there.

For the undergraduates, have a successful and productive fall semester and please contact the Help Desk at x4357 (HELP) with any issues or questions that we may resolve.

William A. Brichta
Vice President for Technology and CIO
September 13, 2011

What is DE101?

Teaching online at DelVal is gaining popularity. Approximately 75 instructors have gone through an in-house training program conducted by Tanya Letourneau, e-Learning Coordinator, and Cindy Renner, Assistant Director of Educational Technology. The training is a successful joint effort between Academic Affairs and Technology and Library Services.

So...What is online teaching, anyway?

Generally, teaching online refers to any formal, planned instruction that occurs at a distance, typically using a course management system and the Internet.

Online teaching incorporates many different tools for students and instructors to interact with each other and the subject content. Common tools include discussion boards, downloadable files, audio and/or video lectures, email, chat and other online resources.

For those interested in learning more, the next step is enrolling in DE101.

What is DE101?

DE101 is an online training program for faculty who wish to teach online and hybrid courses at Delaware Valley College. This interactive training will provide you with a hands-on opportunity to create a well-designed course that incorporates the elements established as best practices of Distance Education. This program is open to all full-time and part-time faculty who are interested in teaching online.

What is covered in DE101?

Throughout the training, you will gain the practical skills needed to build your own course within Blackboard. Your finished course will meet the adopted DelVal standards. Topics and activities include:

- Identifying the standards that guide successful online course development
- Discovering ways to create and incorporate images, audio and video
- Exploring options for online interaction and engagement
- Learning techniques to provide continuous feedback through the online grade center

What is the time commitment for the course?

The program is asynchronous, meaning you log in daily but can do it at a time most convenient for you. It takes about two hours per module to complete the activity and participate in the discussions. It may be a bit more or less, depending on your technology comfort level.

Is it necessary to be trained in Blackboard before enrolling in DE101?

Blackboard training is incorporated into the program; however, you will need to have a familiarity with the features of a course management system prior to enrolling in DE101.

When is the training offered?

Training is held on various weeks throughout the year. A session is typically offered at least once each semester. Watch your inbox for the next invitation!

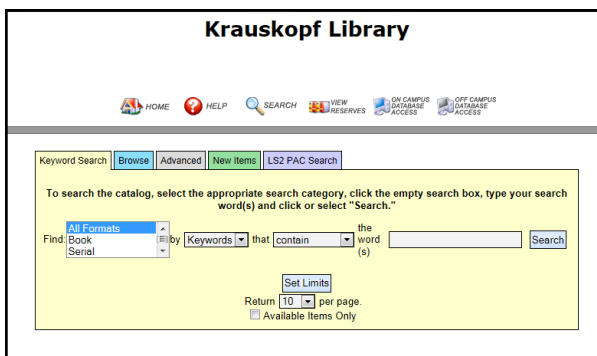
[Return to Newsletter](#)

A New Look for the Library's Catalog

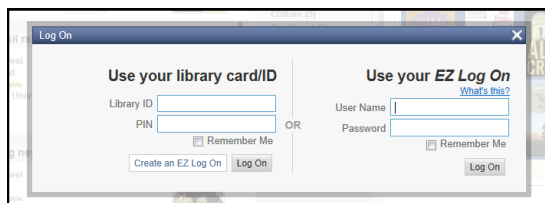
Check out the library catalog's new look! The library now offers two versions of its online catalog for the DelVal community's research needs. The Library.Solution Classic PAC looks very similar to the library's previous catalog. You may still choose to search by title, author, keyword, subject, or series; and you may now limit your results by format (book, DVD, etc.) if you'd like.

If you'd prefer a more visual interface, feel free to explore the LS2 PAC. A "river" of books scrolls across the LS2 PAC home screen (click on any cover for details), while a basic keyword search leads to a results page with options for tagging titles, creating item lists, and saving searches.

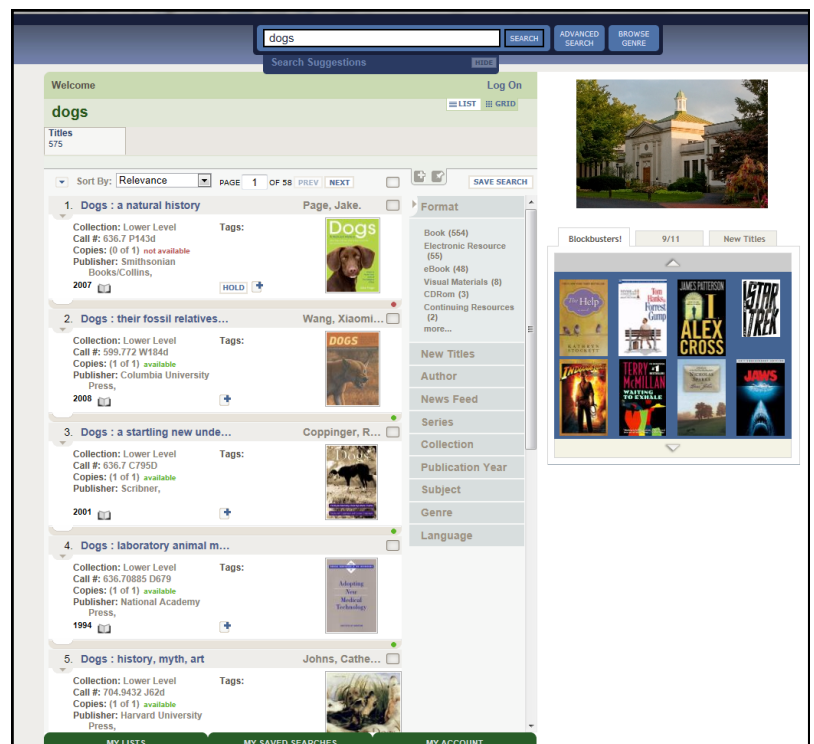
To take full advantage of LS2 PAC's personalization features, be sure to log into the catalog with your library credentials. Use your DelVal ID as your Library ID, and then the last four digits of your DelVal ID as your PIN. After you log in for the first time, you may change your PIN or even create an EZ Log On with a username and password of your choice. And remember that you can renew your library materials and monitor your holds and fines, too! If you have any questions about the login process, please call 215-489-2953 or email CirculationDesk@delval.edu.



Classic PAC View



LS2PAC Account Login



LS2PAC View

Blackboard's Enhanced Grade Center

We upgraded our Blackboard platform to version 8 on May 20, 2011. Blackboard 8 provides a more flexible Grade Center. Some of the new features are listed below:

- Stationary Student Names - They no longer scroll out of view
- Calculated Columns - Weighted, Total, Average, Minimum/Maximum
- Ability to Easily Drop the Lowest Grade in a Category
- Management Features - Upload/Download, Categories, Smart Views, Grading Periods, and Schemas, Organization, Show/Hide Users
- Tools - Email, Reports, and Grade History with a click of a button

See the resources below to learn more (also available on the Blackboard tab of the campus portal):

Printable Instructions:

[Grade Center Overview](#); [Adding Items](#); [Modifying Items](#); [Removing Items](#); [Entering Grades](#); [Viewing Grades](#); [Printing Grades](#); [Performance Dashboard](#)

Various Manuals and Tutorials from Blackboard (no audio):

[Blackboard Manual](#) (online link; also available through course control panel);

[Grade Center: Customizing the Grade Center](#); [Grade Center: Determining Grades and Exemptions](#);

[Grade Center: Analyzing Grades](#) (orientation to differentiated instruction); [Grade Center: Self and Peer Assessments](#) (brand new feature)

Other Links of Interest:

["Top Ten" Flash Tutorials from University of Illinois at Chicago](#);

[Southwestern Baptist Theological Seminary Instructor Guide](#); [YouTube Playlists for Blackboard 8](#)



DelVal Mobile: Download the App!



Connect with DelVal on the go! Designed for current students, DelVal Mobile offers free access to the following features on any smart phone:

- Athletics: Follow top stories, find upcoming games, and view team schedules and rosters.
- Campus Portal: Read announcements and access My Tools and Communities.
- College Hours: Check the operating hours for services like the bookstore and the Bursar's Office.
- Dining Services: View the daily specials in Levin and the Pub.
- Feedback: Tell us what you think about DelVal Mobile!
- Library: Browse resources that the librarians recommend for specific courses and assignments.
- News & Events: Keep up with student activities, campus events, and college news.
- Social Links: Follow DelVal on Facebook, Twitter, and YouTube.



Get the app, either by scanning the QR code or by going to <http://delval.boopsie.com>. Then tell us what you think! What should we add? What should we change? Click on "Feedback" to submit a suggestion or comment.

[Return to Newsletter](#)

Synchronizing Blackboard and Datatel

Blackboard and Datatel are now synchronized so that information is automatically updated from Datatel and reflected into Blackboard every six hours. Although users will likely notice very little difference, this was a huge undertaking behind the scenes. See below for details and related instructions...

Course Site Creation / Instructor Course Access

Course sites are created in Blackboard using information from Datatel up to six weeks prior to their start date. Once a faculty member has been officially assigned to teach a course per Datatel, he or she will be given instructor access to the course's related Blackboard course site.

All course sites are originally created using a standard template. Instructors have the ability to modify this template if they wish.

Student Enrollments

Students are automatically and continuously enrolled into (or removed from) course sites every six hours using enrollment information from Datatel/Web Advisor. To view who has access to your course site at any time, click on the *Control Panel* and select *List/Modify Users*.

Although student enrollments are automatic, instructors have the ability to add or remove any user from their course sites. If you wish to provide access to someone who wouldn't ordinarily have access (a translator, tutor, another instructor, etc.), you can do so by selecting *Enroll Users* in the *Control Panel*. Likewise, you can remove a user by selecting the *Remove Users from Course* option.

Student Course Access

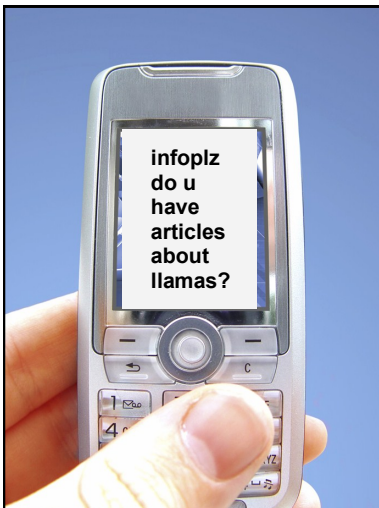
Although students are enrolled in course sites up to six weeks before the course starts, course sites are not made available to them until the first official day of the course (date posted in Datatel/Web Advisor). This is the first day that students who are enrolled will be able to view your course content. Instructors have full access to the course beforehand (including the ability to email the students) to organize and otherwise prepare the course site before students can access it.

If instructors wish to make their course site available to students sooner, they can go into the *Control Panel* and click on *Settings* (under the Course Options section), then select *Course Duration* (fourth option) and choose a later end date.

Cynthia Renner
Assistant Director, Educational Technology

[Return to Newsletter](#)

New Tools & Gadgets: The Library's Texting Service



DelVal students, faculty and staff may now text the Krauskopf Library! The library launched its new Text a Librarian service in January and received more than 200 text messages during the Spring 2011 semester. Most of the questions dealt with reserve items, DVD holdings, citations, off-campus database access, holds, renewals, and hours of operation. Library staff members monitor the messages and try to respond to the texts within a matter of minutes.

Do you have a question or comment for the Krauskopf Library? Text us today! Simply type "infoplz" and your question. Then send your text to 66746. Just follow these examples:

"infoplz how late r u open?"
"infoplz i need sources for my paper!"

Standard texting rates apply.

New Tools & Gadgets: The Library's BookScan Station

The library recently replaced its traditional photocopiers with a state-of-the-art BookScan Station. This free, touch-screen tool offers scan-to-printer, scan-to-email, scan-to-USB, and scan-to-Google-Docs capabilities. Color, grayscale, or black-and-white images are available with resolutions of either 200 or 300dpi. File options include PDF, Word, TIFF, and JPEG formats. The BookScan Station is particularly popular with students who need to make copies of book chapters, journal articles, and class notes. More than 4,800 pages have been scanned so far!



Look for the scanning station at the entrance to the library's Memorial Room.

[Return to Newsletter](#)